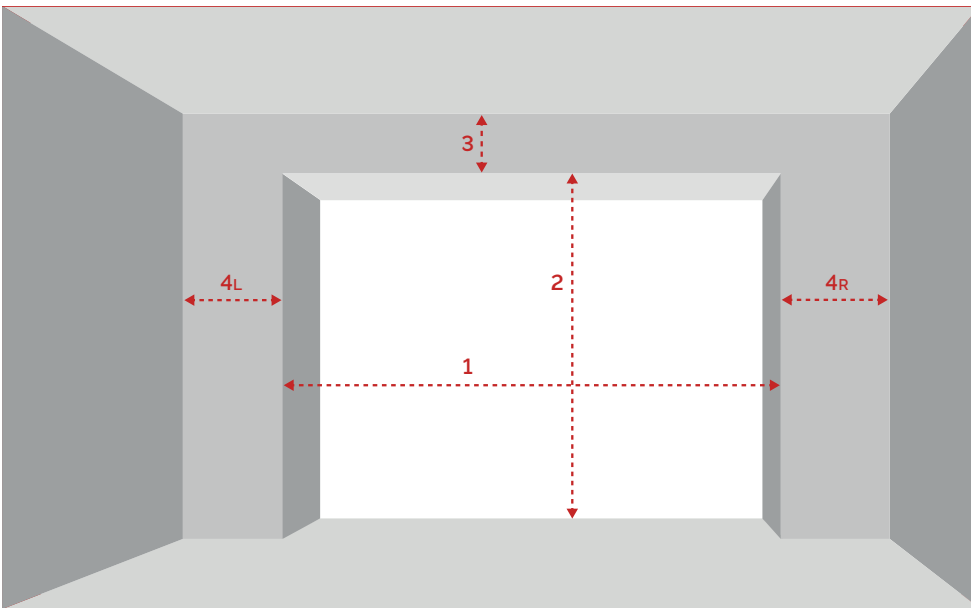


Name: _____

Address: _____

Tel: _____

PLAN OF WHERE TO TAKE MEASUREMENTS

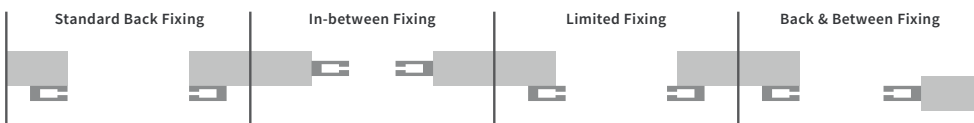



- 1. Opening Width _____ mm
- 2. Opening Height _____ mm
- 3. Headroom Height _____ mm
- 4. L Side Room _____ mm
- 5. R Side Room _____ mm

Which side is the power supply on?

Left
 Right

Aerial View of Garage



Notes:

> All measurements should be taken from multiple places and the smallest size used.

> Please make us aware of any heating pipes, water pipes, ducts, electrical cables or anything else that may impede the installation of your new door.